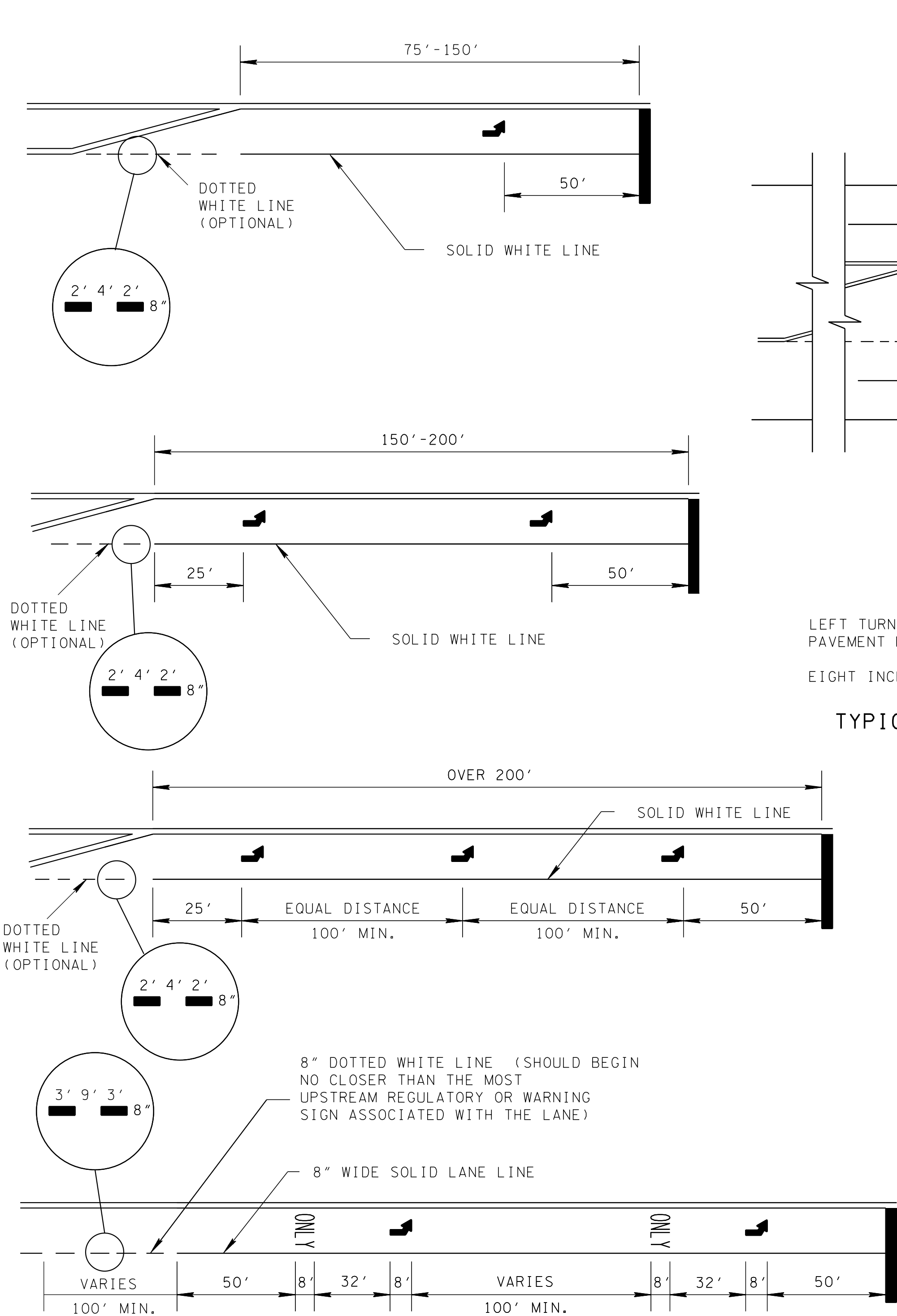
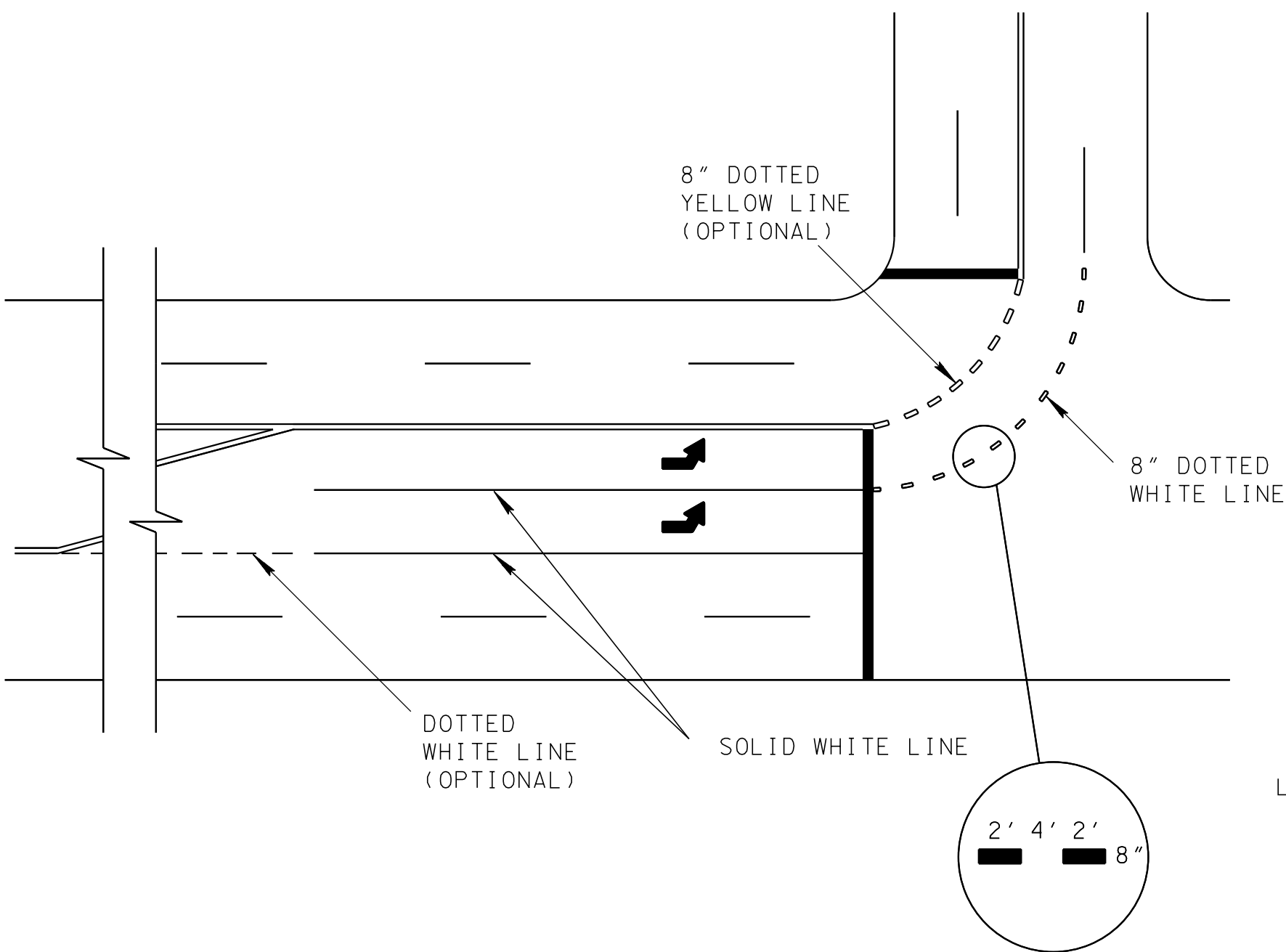


0/7/2016 9:52:51 AM
F:\backup d\pak on JJ96208\WORKSTD.2016 std.dwg\tm4.05\06.dgn



IF A THROUGH LANE BECOMES AN EXCLUSIVE LEFT TURN LANE, AN "ONLY" MESSAGE IS REQUIRED FOR EACH ARROW. THE "ONLY" MESSAGE SHALL BE PAID FOR UNDER ITEM NO. 716-03.01, PLASTIC WORD PAVEMENT MARKING (ONLY) PER EACH.

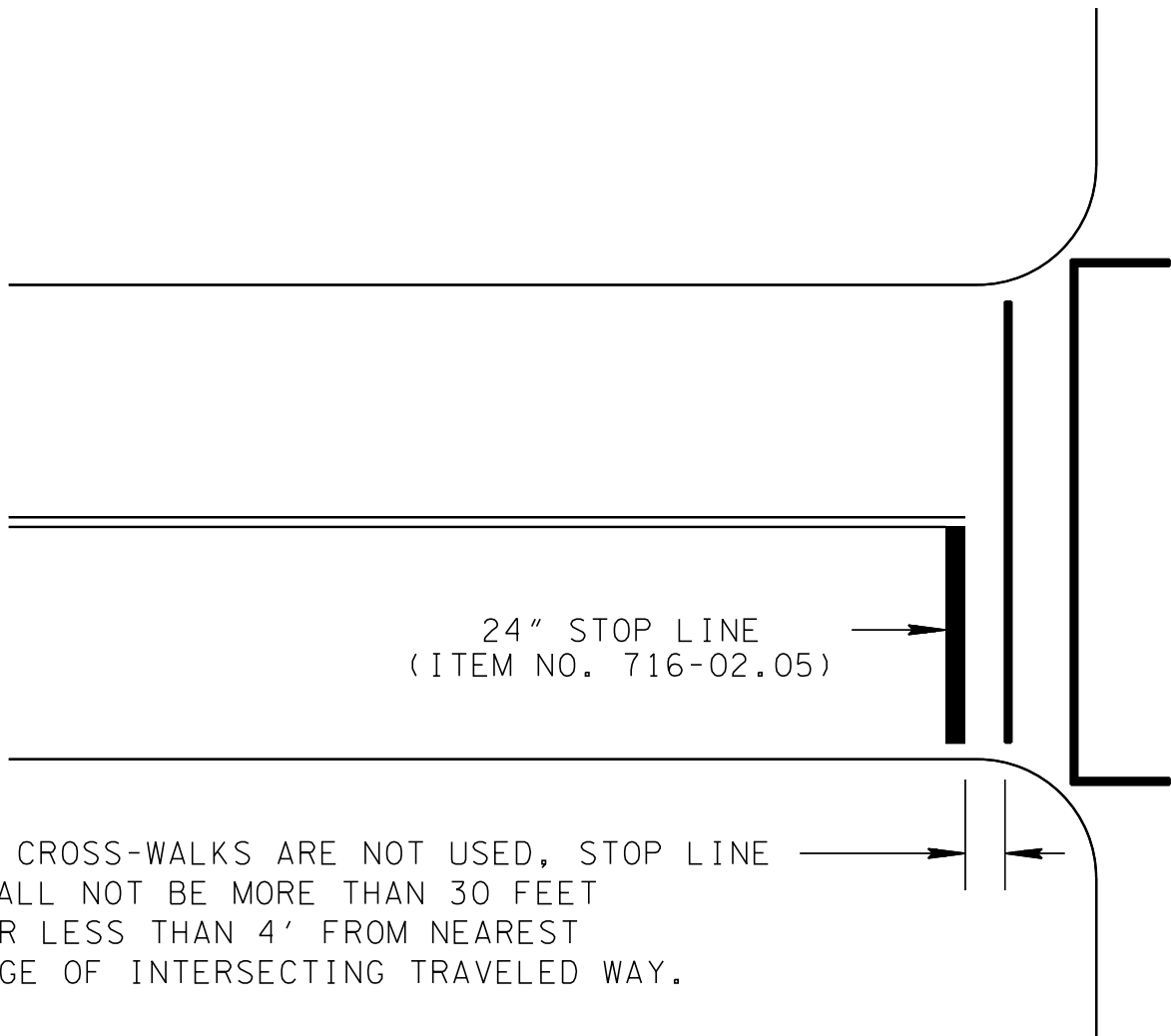
TYPICAL MARKING FOR LEFT TURN LANES
ALSO APPLICABLE FOR RIGHT TURN LANES



LEFT TURN ARROWS SHALL BE PAID FOR UNDER ITEM NO. 716-02.06, PLASTIC PAVEMENT MARKING (TURN LANE ARROW) PER EACH.

EIGHT INCH DOTTED WHITE LINE SHALL BE PAID FOR UNDER ITEM NO. 716-02.08

TYPICAL MARKING FOR DOUBLE LEFT TURN LANES



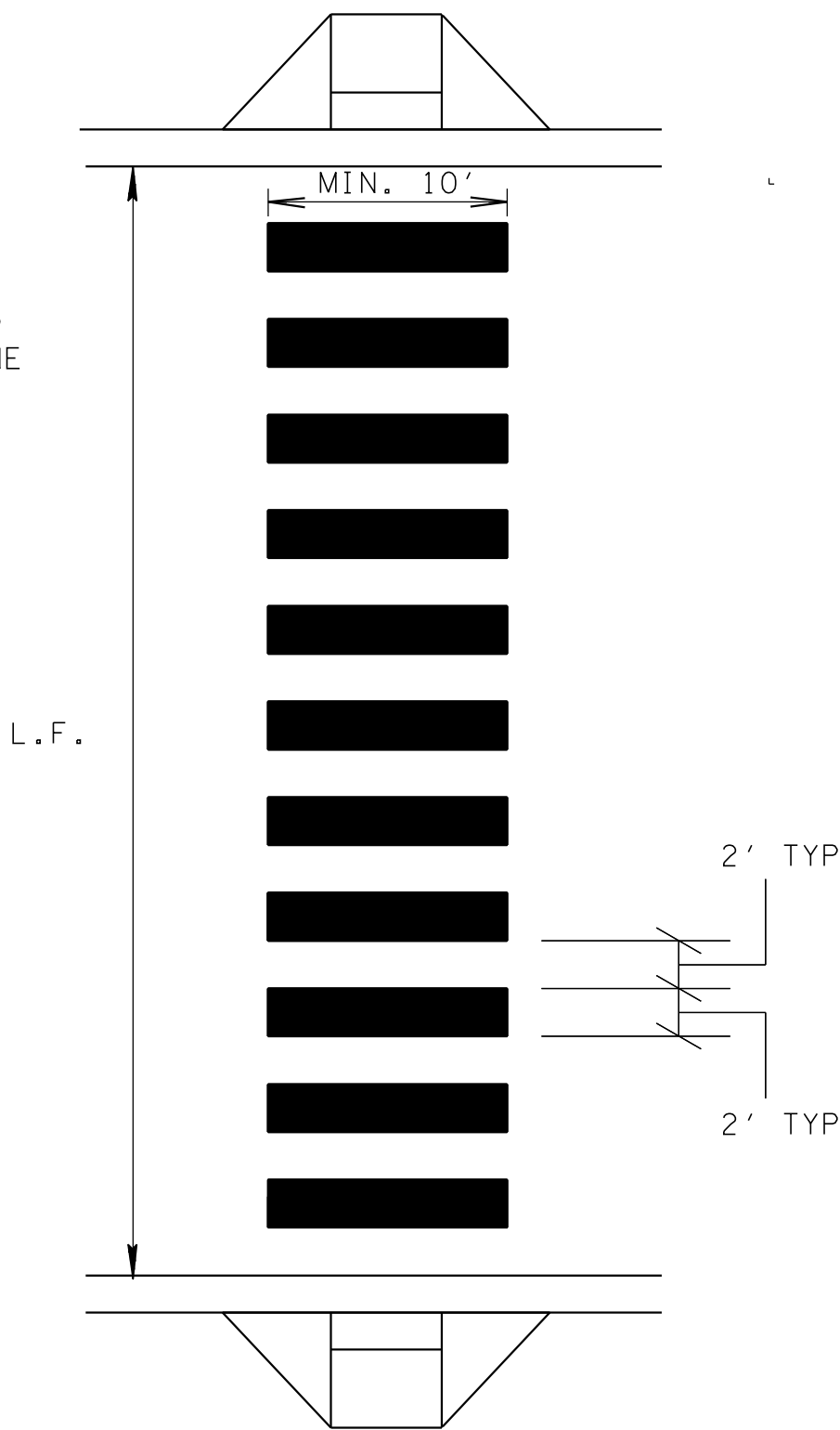
IF CROSS-WALKS ARE NOT USED, STOP LINE SHALL NOT BE MORE THAN 30 FEET NOR LESS THAN 4' FROM NEAREST EDGE OF INTERSECTING TRAVELED WAY.

TYPICAL MARKING FOR STOP LANE

STOP LINE PLACEMENT NOTES

- Ⓐ LOCATION SHALL BE DETERMINED BY VEHICLE TURNING PATHS FROM INTERSECTION ROADWAY, AND IF SIGNALIZED, ITS POSITION RELATIVE TO SIGNAL HEADS, PER MANUAL ON UNIFORM TRAFFIC CONTROL DEVICES.
- Ⓑ STOP LINES SHALL BE PAID FOR UNDER ITEM NO. 716-02.05, PLASTIC PAVEMENT MARKING (STOP LINE) PER LINEAR FOOT.
- Ⓒ STOP LINES REQUIRED ONLY ON APPROACHES CONTROLLED BY STOP SIGNS OR TRAFFIC SIGNALS.

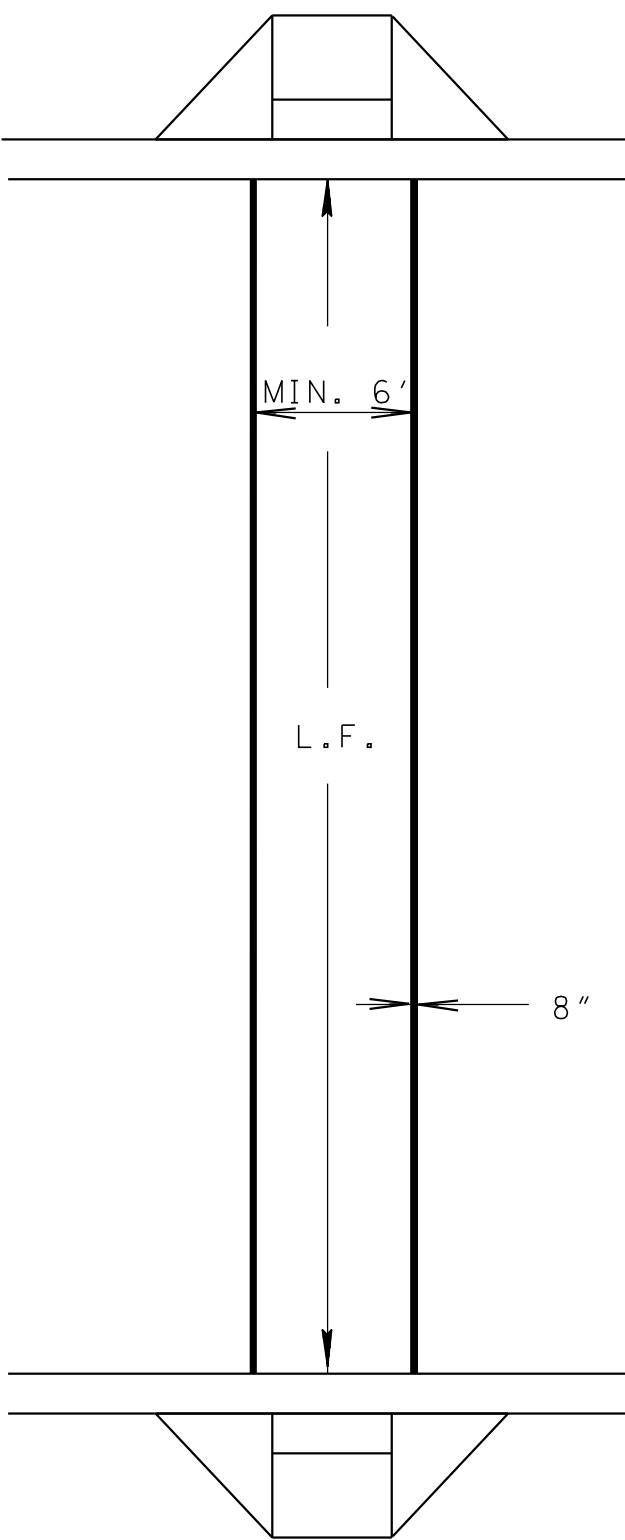
ITEM NO. 716-02.09



LONGITUDINAL
CROSS-WALK MARKING
(FOR SPECIAL EMPHASIS)

PAVEMENT MARKINGS SHALL BE PAID FOR UNDER ITEM NO. 716-02.09 PLASTIC PAVEMENT MARKING (LONGITUDINAL CROSS-WALK) PER LINEAR FOOT. MEASUREMENT IS CALCULATED AS THE FULL WIDTH OF PAVEMENT.

ITEM NO. 716-02.03



TRANSVERSE
CROSS-WALK MARKING

PAVEMENT MARKINGS SHALL BE PAID FOR UNDER ITEM NO. 716-02.03, PLASTIC PAVEMENT MARKING (CROSS-WALK) PER LINEAR FOOT. MEASUREMENT IS CALCULATED AS THE FULL WIDTH OF PAVEMENT.

CROSS-WALK NOTES

- Ⓐ SPECIAL PAVERS AND PAVEMENT TEXTURES ALONE ARE NOT ACCEPTABLE CROSS-WALK MARKINGS. THEREFORE, SPECIAL PAVERS AND PAVEMENT TEXTURES SHALL ONLY BE USED IN CONJUNCTION WITH TRANSVERSE CROSS-WALK MARKINGS.
- Ⓑ IF SPECIAL PAVERS, PAVEMENT TEXTURES, OR ANY OTHER ARCHITECTURAL PAVEMENT MATERIALS ARE USED, THE ARCHITECTURAL PAVEMENT MATERIALS SHALL PROVIDE A WALKABLE/RIDEABLE, STABLE, FIRM AND SLIP-RESISTANT SURFACE PER ADA STANDARDS.

PAVEMENT MARKING TABLE

DESIGN SPEED	EDGE LINE	LANE LINE
V ≥ 45 MPH	6" *	6"
V < 45 MPH	4"	4"

* IF SHOULDER IS LESS THAN 2' WIDE
USE 4" LINE

REV. 2-22-88: REVISED DETAIL LEFT TURN LANE MARKING. ADDED NOTE FOR STOP LINE TO BE PARALLEL TO CROSS-WALK. NOTED LONGITUDINAL CROSS-WALK LINES TO BE WHITE. CHANGED DWG. NO. FROM T-M-11 TO T-M-4. ADDED DETAIL FOR DOUBLE LEFT TURN LANE.

REV. 3-20-91: REDREW AND REORGANIZED SHEET. ADDED PAY ITEMS AND THEIR DESCRIPTIONS.

- Ⓐ REV. 5-27-01: CHANGED DESCRIPTION IN ITEM NO. 716-02.09.
- Ⓐ REV. 9-5-01: CHANGED DESCRIPTION IN ITEM NO. 716-02.03.
- Ⓐ REV. 1-19-05: CHANGED HANDICAP RAMP DETAIL SHOWN ON CROSSWALK MARKING DETAILS.
- Ⓐ REV. 3-15-07: REVISED TO REFER THE HANDICAP RAMP STANDARDS TO DETERMINE THE MINIMUM WIDTH OF CROSS WALK MARKINGS.
- Ⓐ REV. 6-1-09: TYPICAL STOP LINE PLACEMENT NOTE REVISED.
- REV. 11-1-11: REVISED PAVEMENT MARKINGS FOR LEFT TURN DETAILS.
- Ⓐ REV. 7-24-14: REVISED CROSSWALK TO SHOW LONGITUDINAL LINES AS PREFERRED OPTION. ADDED PAVEMENT MARKING TABLE.

REV. 10-10-16: ADDED DETAIL FOR CROSS-WALK MARKING, UPDATED ITEM NUMBERS FOR CROSS-WALK MARKING, UPDATED NOTES FOR STOP LINE PLACEMENT AND CROSS-WALK MARKING.

Ⓐ MINOR REVISION -- FHWA
APPROVAL NOT REQUIRED.

STATE OF TENNESSEE
DEPARTMENT OF TRANSPORTATION

STANDARD
INTERSECTION
PAVEMENT
MARKINGS

T-M-4